



INTERNATIONAL JOURNAL OF TRANSFORMATIONS IN BUSINESS MANAGEMENT

e-ISSN: 2231-6868, p-ISSN:2454-468X


Developing a Machine Learning Model to Enhance the Efficacy of the Price Prediction of Airline Tickets

Anoushka Mongia
Christ University, Bangalore

Paper Received: 17th February, 2021; **Paper Accepted:** 05th March, 2021;
Paper Published: 24th March, 2021

How to cite the article:

Anoushka Mongia,
Developing a Machine
Learning Model to Enhance the
Efficacy of the Price Prediction
of Airline Tickets, IJTBM,
January-March 2021, Vol 11,
Issue 1; 116-121



ABSTRACT

A method of transportation is an airline. It is fundamental for both homegrown and global travel that happens rapidly. They are somewhat costly when compared with different types of transportation. Yet, this cost will straightforwardly influence our solace level and the excursion time. At the point when the greater limit is expected to satisfy a need, the aircraft might raise the costs. Information for a certain air route, including limitations like flight time, appearance time, and aviation routes for a particular period, has been accumulated to decide the base airfare.

INTRODUCTION

An important job is played via carrier cost prediction. Today, foreseeing the expense of any transportation has a huge effect.

Our undertaking's significant objective is to introduce the purchaser to an estimated cost close to the ticket's actual expense. The expense of activity is fundamentally scaled down by cost prediction using a PC analysis. Furthermore, it shows different evaluation levels for different organizations offering changing conveniences.

LITERATURE SURVEY

Expecting the extended cost of that day's tickets with any level of accuracy is difficult. In any case, AI models will help us foresee departures' expenses from source to destination, permitting clients to buy tickets at a discount and save some cash. The expense is lower when a client buys an airline ticket far sufficiently

before the take-off date. Making AI models using different AI calculations, like Random Forest, MAE, MSE, and RSME, can accomplish these results. The AI model is made by considering and assessing the information assembled in earlier years, and the model will create the best results.

AI

AI is a subset of Computerized reasoning that helps programming models become considerably more precise without being expressly customized. Different elements for weather conditions measure foster different AI models.

These models utilize different calculations to get the ideal answer for a given issue.

For our model, we have used below techniques:

1) Random forest: Random Forest might be a classifier that contains a variety of

decision trees on different subsets of the given dataset and takes the normal to support the proactive accuracy of that dataset.

2) Mean Squared error: The mean squared error (MSE) lets you know how tight a bend is to various focuses. The lower the MSE, the higher the index. Can achieve this by squaring the distances between the directions and the bend (likewise alluded to as the "blunders"). It additionally gives more weight to bigger contrasts. The figuring out is basic to destroy any bad signs. It's known as the mean squared error, as you track down the normal of various errors.

MSE equation = $(1/n) * \Sigma(\text{actual} - \text{forecast})^2$

3) Mean outright Error: It might be a proportion of mistakes between matched perceptions communicating the impalpable peculiarity.

Mean Outright Mistake = $(1/n) * \Sigma|y_i - x_i|$

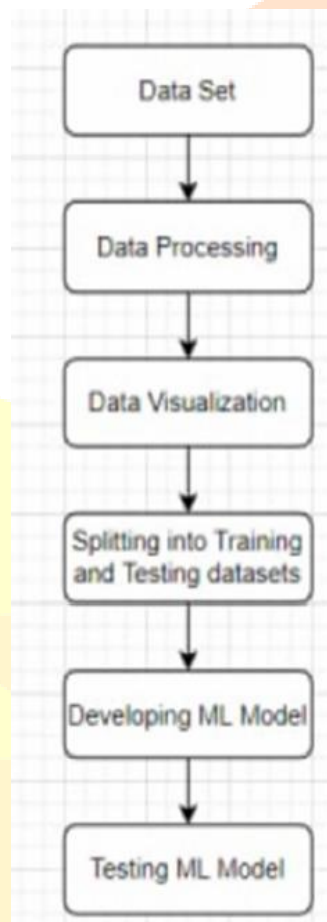
4) Root Mean Square error: It computes the change between values anticipated by a model furthermore, genuine qualities. It's one such mistake in estimating the accuracy and blunder pace of any AI calculation of a relapse issue.

PROPOSED MODEL

We have gathered accurate information from the Kaggle source in our proposed model. Afterwards, we used some pre-processing methodology to work on the dataset's appropriateness for AI. Afterwards, we lead some investigation using a few charts from the dataset. Our informational collection has now been separated into train information for model preparation and test information for model execution assessment.

Mean Squared Error and Mean Outright Blunders measure the genuine and expected information variety.

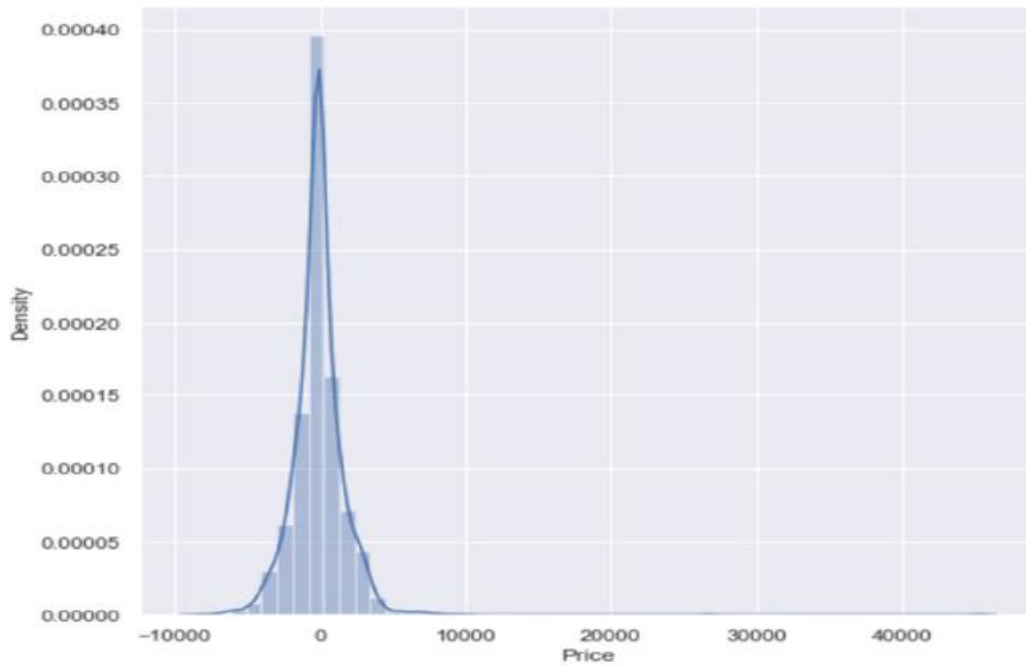
FLOW CHART



EXPERIMENTAL RESULTS

```
In [85]: print('MAE:', metrics.mean_absolute_error(y_test, prediction))
print('MSE:', metrics.mean_squared_error(y_test, prediction))
print('RMSE:', np.sqrt(metrics.mean_squared_error(y_test, prediction)))
```

MAE: 1165.5497515930053
MSE: 4047610.858961824
RMSE: 2011.867505319827



CONCLUSION AND FUTURE WORK

A dataset for courses for the main Indian urban communities is built, and a pattern of cost variance for a limited number of

days is examined. AI techniques are utilized on the dataset to figure out dynamic flight evaluation.

This gives the assessed flight charge to buy a flight ticket at the least cost. Data is accumulated from sites, which sell the tickets for the flights. Consequently, just a restricted measure of data is gotten to. May decide the rightness of the model by

taking a gander at the mean squared mistake, mean outright blunder, and root mean square mistake numbers. The expected results will be more accurate if more information is accessible, for example, the current accessibility of seats.

REFERENCES

- [1] <https://www.javatpoint.com/machine-learning-random-forest-algorithm>
- [2] <https://www.google.com/amp/s/www.geeksforgeeks.org/python-mean-squared-error/amp/>
- [3] <https://www.statology.org/mean-absolute-error-python/>
- [4] <https://www.google.com/amp/s/www.geeksforgeeks.org/python-mean-squared-error/amp/>

The logo for IJTBM (International Journal of Transformations in Business Management) is a large, stylized graphic composed of overlapping, curved shapes in shades of yellow and orange. The letters 'IJTBM' are printed in a bold, blue, sans-serif font across the bottom right portion of the graphic.

IJTBM